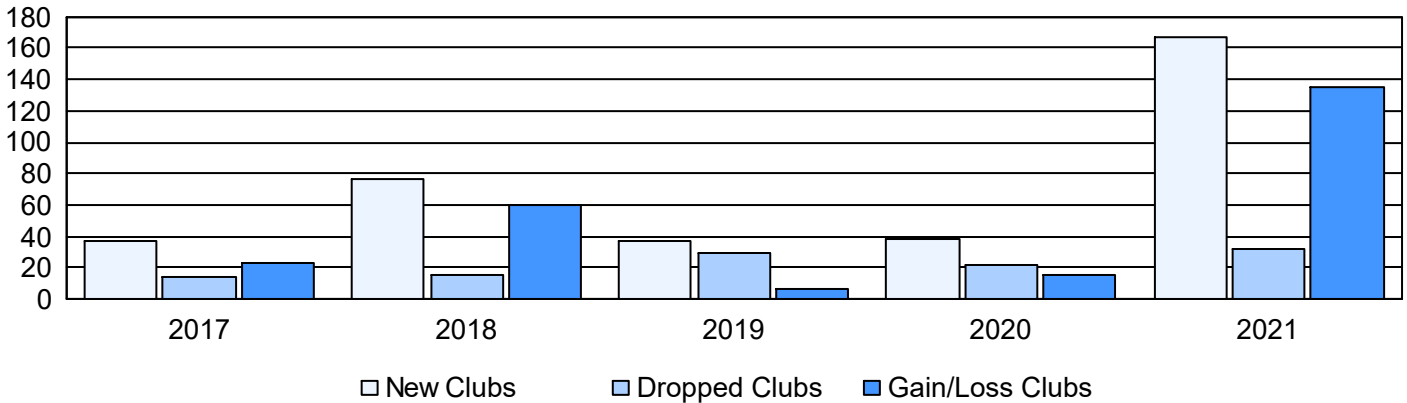
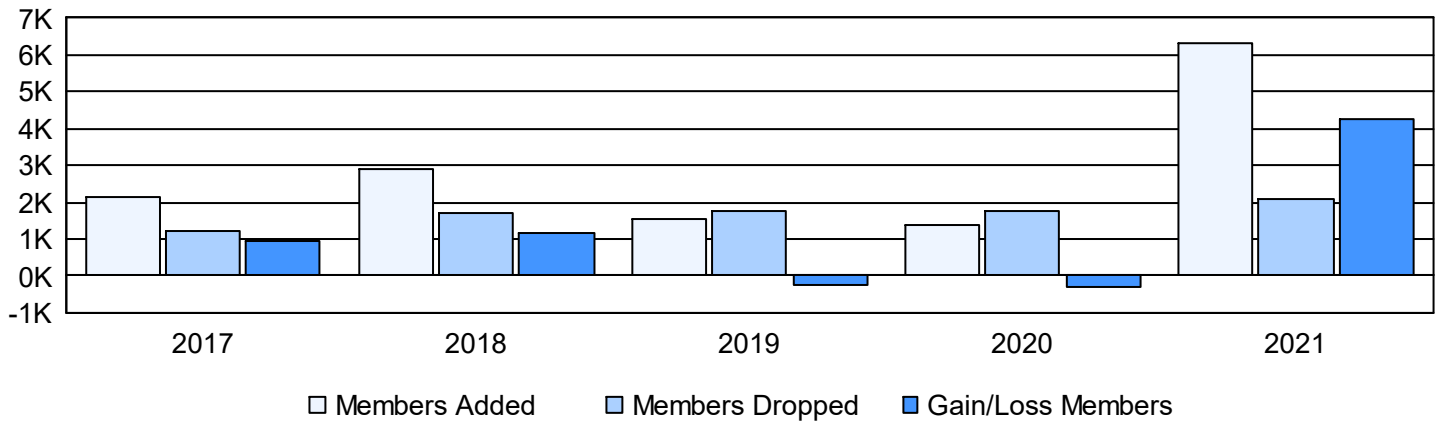


Year	New Clubs	Dropped Clubs	Gain/ Loss Clubs	New Members	Charter Members	Reinstate Members	Transfer Members	Total Member Added	Total Members Dropped	Gain/ Loss Members
2016-2017	37	14	23	1,161	941	35	6	2,143	1,193	950
2017-2018	76	16	60	1,003	1,831	46	10	2,890	1,701	1,189
2018-2019	37	30	7	540	942	43	9	1,534	1,776	-242
2019-2020	38	22	16	450	918	32	5	1,405	1,735	-330
2020-2021	167	32	135	2,375	3,913	36	13	6,337	2,059	4,278
Average	71	23	48	1,106	1,709	38	9	2,862	1,693	1,169

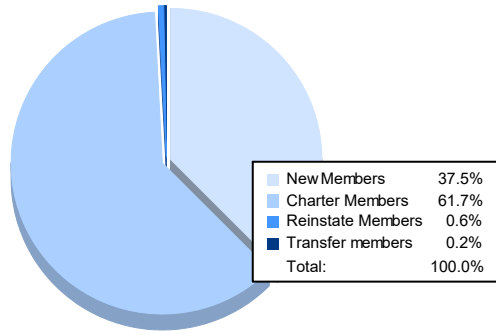
Clubs



Members



Membership Composition June 2021 Cumulative



Gender Composition June 2021 Cumulative

